

HASSAYAMPA ELEMENTARY SCHOOL SCHOOL-PARENT CONNECTION

CARISSA HERSHKOWITZ
PRINCIPAL



Hello September!

The school year is moving right along! The *Coyote Den* is your guide to all the great things happening at Hassayampa! Please make sure the school has your correct email address so the *Coyote Den* and other important school information will reach you each month. If you have any questions about items in the *Coyote Den*, please contact your child's teacher or the school office at (928)684-6750.

For additional school information, please refer to the Parent-Student Handbook, visit the Hassayampa website – www.wickenburgschools.org/HES, and “like” us on our school Facebook page.

A Note from Mrs. Hershkowitz

Hassayampa Families:

In one month, we have already accomplished so much. Our beginning of the year assessments have provided teachers with valuable information to help guide instruction. Instruction to meet student needs is in place and we expect to see tremendous growth from all students!

For optimal success, it is important to have the dedication and collaboration of many good people: students, staff, parents, and community. Parent and teacher partnerships are vital for student success. Our goal is to build relationships with parents so that grade level expectations are clear and we can work together to help our students achieve at the highest level.

Families, **YOU** are doing a great job! Thank you for getting your children to school and prepared to learn. The efforts you provide to establish a good routine and sleep schedule will pay off! Having a consistent routine helps children know what to expect and it makes them feel safe and stable. The routine helps ensure that children get enough sleep so they can think clearly, and eating healthy is important for thinking, growth, and development.

The dedication and collaboration of many good people: students, staff, parents, and community is what makes the Hassayampa Family successful. Thank you!

Best regards,

Calendar of Events

Sept. 5 – No School – Labor Day
Sept. 7 – Principal's Coffee @ 8:15
– Site Council @ 3:30
Sept. 8 - Patriot's Day Celebration
Grandparent Celebration (ind. classroom)
Sept 12-15 - Scholastic Book Fair
Oct. 5 – Picture Day
Principal's Coffee, & Site Council
Oct. 6 – End of Quarter

Mrs. Hershkowitz

Parent Pick-up and Drop-off

The student drop-off in the morning is the parking lot in front of the stairs to the school. Our morning greeters look forward to seeing you and your child. Staff are not on duty until **7:45**. Please do not drop your child off until you see someone on duty. For longer stops, please park and walk your child to the sidewalk. Students are not permitted in the parking lot without an adult. For those times that you may need to be somewhere early, please make arrangements for your child to either ride the bus or be taken to school by someone else.



In the afternoon, parents may wait in the car line for your children to be sent to your car or park in the lot and wait for students at the gate. Again, students are not permitted in the parking lot unless escorted by an adult. Please do not call your child from the car as they will not be permitted to enter the lot. This is for your child's safety. Please follow the traffic flow through the parking lot and be courteous to drivers and pedestrians. If you are in line waiting to pick up your child, do not leave your vehicle. Remain with your car and we will send your child to you.

School Hours: 7:45-3:15

- Arrive at **7:45 a.m.** If your child will be eating breakfast at school, please ensure that they **arrive in time to get breakfast, eat, and make it to class.**
- Classroom instruction **begins at 8:00 a.m.**
- Students arriving after **8:05 a.m. are tardy.**
- Dismissal begins at **3:10 p.m.** with the Kindergarten through 2nd grade students. Third grade through fifth grade are dismissed at 3:15.
- If there are changes to your child's route home, please communicate the changes **early** in the day. Changes can be very confusing for students and for staff trying to keep track of many children. However, with good communication, we can ensure that everyone gets to where they need to be.

7:45 a.m.

Bus Riders

The greatest risk is not riding the bus, but approaching or leaving the bus. School children & families should be aware of the following to promote school bus safety:



- Arrive at the bus stop at least **five** minutes before the bus is scheduled to arrive. Don't wait in the family car. If the driver doesn't see your child, he may drive away. Drivers are on tight schedules!
- When the bus approaches, stand at least three GIANT steps (6 feet) away from the curb, and line up away from the street.
- Wait until the bus stops, the door opens, and the driver says that it's okay before stepping onto the bus.
- If you have to cross the street in front of the bus, walk on the sidewalk or along the side of the road to a point at least five GIANT steps (10 feet) ahead of the bus before you cross. Be sure that the driver can see you and you can see the bus driver.
- Use the handrails to avoid falls. When exiting the bus, be careful that clothing with drawstrings and book bags with straps don't get caught in the handrails or doors.
- Never walk behind the bus.
- If you drop something near the bus, tell the bus driver. Never try to pick it up because the bus driver may not be able to see you.

Reading Fluency

There are many things that are a little bit different this year. This includes our reading benchmark assessment. It's essentially the same test that we've used for years, but with a new name and a refreshed focus. The reading assessment is now called Acadience. The name is not important, what does matter is the valuable data it provides our teachers to assist in driving our reading instruction and to provide support where needed. Beginning of the year reading fluency tests will take a little longer to complete this year. Our assessment team is working hard to virtually meet with individual students.

Amazon Smile

Are you an Amazon shopper? Please use Amazon Smile to help raise additional funds for Hassayampa.

[Amazon Smiles for Hassayampa](#)

Facebook

Thank you for joining our Facebook group! Please continue to visit Hassayampa Elementary School on Facebook and tell your friends. Once you "Like" our page, you will receive up-to-date information on what's happening at Hassayampa!



ParentVUE

Are you signed up for ParentVUE? Parents, you can access current information on

your child's academic progress. With a user ID and password, you have the ability to see your child's grades in each subject area, identify missing assignments, and grade for a particular assignment plus many other things. This can be done from your computer or cell phone. If you don't have your user ID, please stop by the front office for assistance in getting more information on this useful tool.

Call Yucari today to get set up!

READING AND MATH NOOK

MATH FACT FLUENCY!

During the second week of school, students spent a few minutes taking math fact fluency measures based upon the goals defined below.

Math Fact Fluency Goals


- Kinder** - Count and identify #'s to 100
- 1st Grade** – addition & subtraction facts to 10
- 2nd Grade** - addition & subtraction facts to 20
- 3rd Grade** – addition, subtraction, & multiplication facts
- 4th Grade** - addition, subtraction, multiplication & division facts
- 5th Grade** – multiplication & division facts & percentage/fractions/decimals conversions

Book Fair!

Help us connect your kids with books they want to read! The Scholastic Book Fair is coming to our school library on **September 12-15**. Every student will have an opportunity to shop during their scheduled library time.

Set up an eWallet for your student! No cash on hand, no problem! Login, create an account, and set a budget for your child to shop. Parents can also shop at the online book fair. All online orders will be shipped to our school FREE OF CHARGE and delivered to the student named in the order.

<https://bookfairs.scholastic.com/bf/hassayampa>



Conversations about school:

COUNSELOR'S CORNER

At times it is difficult to get your child to talk about their school day. Here are some good suggestions taken from Sherry Artemenko, MA-CCC, Tips to Get Your Child to Talk About Her School Day , *Parents' Choice magazine*.

Food Bags

Melissa's Cabinet is run through our local Elks' Lodge. It helps to supply our weekend food bags along with St. Alban's Church. If you are in need of a weekend food bag, please contact Ms.K-P.

The weekend food bag program is designed to help supplement any family with food insecurity.

Did you know?

Children who regularly eat meals with their families tend to do better in school and avoid risky behavior. Eating dinner together is great, but other meals count, too. If you work at night, maybe you could make time for a family breakfast. Or on a weekend, try a picnic.

If you have concerns...

If you have any concerns concerning your child at school feel free to contact me at

928-668-5308 or

dkeithprohl@wusd9.org

Ask open-ended questions. Try some open-ended questions like, "Tell me about the game you played at recess today" or "That's a beautiful picture of the farm. Tell me about it." or "I wonder what you had for lunch today."

Use their artwork or take-home papers to start conversations. Take advantage of these masterpieces, asking open ended questions of your little artist and don't forget to listen. . Showing interest in their work can increase their self-esteem as well as link school and home.

Know their school schedule so you can start talking about music class, PE or art class. "What activities did you have for PE today?" or "What did you create in art?" "Tell me about the music that you listened to today."

Model sharing about your day. "I had a great day today. I talked to grandma and grandpa about;" or "I met a new friend and we had coffee."

Use books as conversation starters. Choose a book about school and see what conversation unfolds. For a laugh out loud, read [What a Day it was at School!](#) by Jack Prelutsky. His collection of poems about school "tipping over with a heavy backpack, throwing food in the cafeteria, hopelessly competing with a classmate in gym, or emitting an accidental noise during class" is outrageously silly, getting a child laughing and connecting the stories to her school experience.

Take advantage of your child stalling at bedtime. One mother shared with me that if she lingers with her first-grade son after stories are read and the bedtime routine is over, she can count on about 10 minutes of chat about his day. He's smart"he knows what mom likes and how to stay up longer!

Listen, listen, and listen. Once your child gets started talking about her day, hold off more questions and let her go. As parents, we tend to jump in with more questions, but pausing is important. A child gains confidence as she relates her day and you affirm her.

5 Weekend Activities from *The Ripple Of Kindness Magazine*

Here are 5 weekend activities to keep your kids engaged, active and learning.

1. Start a garden. This is an activity the entire family can take part in.
2. Explore your backyard. Teach your children about rocks, birds, and other outdoor creatures.
3. Do a science experiment. Have you ever made gack?
4. Go on a field trip to the park.
5. Play a board game.



Ms. K~P

PBIS – Let's HOWL!

What is PBIS? PBIS stands for **Positive Behavioral Interventions and Supports**.

Our vision is to decrease disruptive behaviors so that we can **increase instructional time**. We will achieve this goal by providing clear expectations for all students to use in all areas of the school environment. The expectations will be **taught, practiced, enforced, retaught, and celebrated**. The acronym **HOWL** stands for **Honor, Ownership, Work, and Leadership**. It's the Coyote Way!! Under each of these broad expectations are specific desired behaviors.

Students who are caught meeting expectations will earn tickets which can be redeemed for special rewards both at the classroom and school level. During the year, we will continue to review our discipline data to determine our progress.

 The Coyote Way 				
	Honor	Ownership	Work	Leadership
Classroom	<ul style="list-style-type: none"> ★ Keep hands, feet, and objects to yourself ★ Follow directions when given ★ Listen while others are speaking ★ Use appropriate language ★ Move safely in the classroom 	<ul style="list-style-type: none"> ★ Use appropriate voice level ★ Transition quietly and quickly ★ Organize, use, and care for materials appropriately ★ Be a full-body listener ★ Be in school everyday 	<ul style="list-style-type: none"> ★ Have materials ready to learn ★ Stay in assigned area ★ Stay focused and finish the assignment with quality and care ★ Participate by asking questions and communicating ideas respectfully 	<ul style="list-style-type: none"> ★ Challenge ideas politely ★ Take initiative to help others ★ Include and encourage others ★ Be a problem solver ★ Report unsafe behavior to a staff member
Hallways	<ul style="list-style-type: none"> ★ Keep hands, feet, and objects to yourself ★ Follow directions when given 	<ul style="list-style-type: none"> ★ Use zero voice level ★ Stay to the right ★ Walk single file along the wall ★ Walk and take one stair at a time using the handrail 	<ul style="list-style-type: none"> ★ Have a hall pass ★ Walk directly to your destination 	<ul style="list-style-type: none"> ★ Keep our campus clean and pick up litter ★ Report damage and/or unsafe behavior to a staff member
Bathroom	<ul style="list-style-type: none"> ★ Keep hands, feet, and objects to yourself ★ Respect privacy of others ★ Move safely in the area 	<ul style="list-style-type: none"> ★ Use zero voice level ★ Do your business and flush ★ Wash your hands with soap ★ Limit towel use and throw it away in the trash can 	<ul style="list-style-type: none"> ★ Return to class quickly and quietly ★ Keep facility clean ★ Have a hall pass at all times 	<ul style="list-style-type: none"> ★ Model positive behavior ★ Respect the facilities ★ Report all problems and vandalism to a staff member
Cafeteria	<ul style="list-style-type: none"> ★ Keep hands, feet, and objects to yourself ★ Follow directions when given ★ Wait quietly for your turn in line ★ Move safely in the area 	<ul style="list-style-type: none"> ★ Use appropriate voice level, #2 or below ★ Keep food on tray ★ Leave your area better than you found it 	<ul style="list-style-type: none"> ★ Stay properly seated facing your table until dismissed ★ Food or drink stay in the cafeteria 	<ul style="list-style-type: none"> ★ Only eat your own food ★ Say "please" and "thank you" ★ Use good table manners
Playground	<ul style="list-style-type: none"> ★ Keep hands, feet, and objects to yourself ★ Follow directions when given ★ Be a good sport when playing with others ★ Line up immediately when whistle blows 	<ul style="list-style-type: none"> ★ Use equipment safely ★ Leave rocks, sticks, and sand on the ground ★ Wear appropriate shoes 	<ul style="list-style-type: none"> ★ Strive to make friends ★ Follow game rules ★ Put equipment away 	<ul style="list-style-type: none"> ★ Take turns and include others ★ Use positive talk and be a role model ★ Report unsafe behavior to a staff member
Arrival/Dismissal	<ul style="list-style-type: none"> ★ Keep hands, feet, and objects to yourself ★ Wait quietly in line 	<ul style="list-style-type: none"> ★ Stay to the right on the sidewalk ★ Keep materials in your backpacks ★ Report to office if tardy 	<ul style="list-style-type: none"> ★ Walk directly to your destination ★ Arrive to school on time 	<ul style="list-style-type: none"> ★ Greet teachers and peers kindly ★ Be calm and ready to learn